

Coaxial Amplifier

ZHL-3A+ ZHL-3A

50Ω Medium High Power 0.4 to 150 MHz

Features

- medium-high power, 29.5 dBm min.
- high IP3, +38 dBm typ.

Applications

- HF/VHF
- instrumentation
- communication systems



BNC version shown

CASE STYLE: S32

Connectors	Model	Price	Qty.
BNC	ZHL-3A(+)	\$229.00	(1-9)
SMA	ZHL-3A-S(+)	\$239.00	(1-9)
N-TYPE	ZHL-3A-N	\$239.00	(1-9)

+ RoHS compliant in accordance with EU Directive (2002/95/EC)

The +Suffix identifies RoHS Compliance. See our web site for RoHS Compliance methodologies and qualifications.

Electrical Specifications

MODEL NO.	FREQ. (MHz)		GAIN (dB)		MAXIMUM POWER OUTPUT (dBm)		DYNAMIC RANGE		VSWR (-1) Max.		DC POWER	
	f_L	f_U	Min.	Flatness Max.	(1 dB Compr.) Min.	Input (no damage)	NF (dB) Typ.	IP3 (dBm) Typ.	In	Out	Volt (V) Nom.	Current (A) Max.
ZHL-3A(+)	0.4	150	24	±1.0	+29.5	+10	11.0	+38	2.0	2.0	24	0.6

Open load is not recommended, potentially can cause damage.
With no load derate max input power by 20 dB

Maximum Ratings

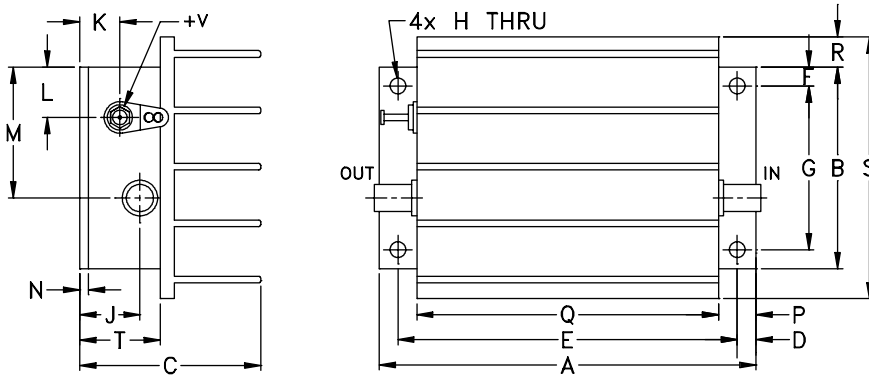
Operating Temperature -20°C to 65°C

Storage Temperature -55°C to 100°C

DC Voltage +25V Max.

Permanent damage may occur if any of these limits are exceeded.

Outline Drawing



Outline Dimensions (inch / mm)

A	B	C	D	E	F	G	H	J	K	L	M	N	P	Q	R	S	T	wt
3.75	2.00	1.80	.19	3.375	.19	1.625	.144	.50	.40	.50	1.30	.10	.38	3.00	.30	2.60	.80	grams
95.25	50.80	45.72	4.83	85.73	4.83	41.28	3.66	12.70	10.16	12.70	33.02	2.54	9.65	76.20	7.62	66.04	20.32	220.0



For detailed performance specs & shopping online see web site

P.O. Box 350166, Brooklyn, New York 11235-0003 (718) 934-4500 Fax (718) 332-4661 The Design Engineers Search Engine Provides ACTUAL Data Instantly at minicircuits.com

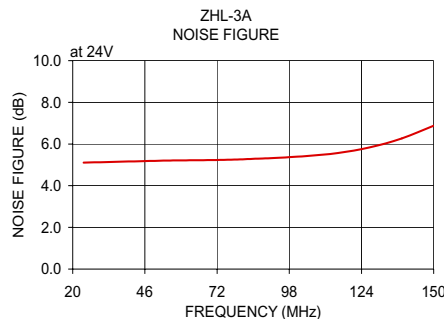
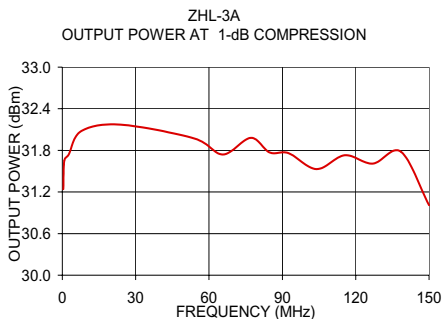
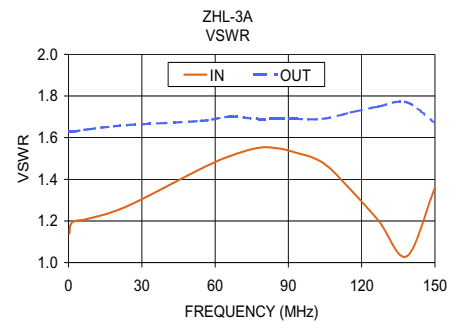
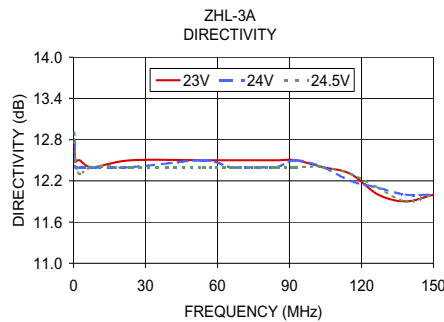
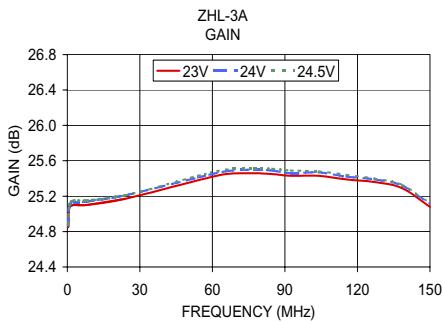
IF/IRF MICROWAVE COMPONENTS

Notes: 1. Performance and quality attributes and conditions not expressly stated in this specification sheet are intended to be excluded and do not form a part of this specification sheet. 2. Electrical specifications and performance data contained herein are based on Mini-Circuit's applicable established test performance criteria and measurement instructions. 3. The parts covered by this specification sheet are subject to Mini-Circuits standard limited warranty and terms and conditions (collectively, "Standard Terms"); Purchasers of this part are entitled to the rights and benefits contained therein. For a full statement of the Standard Terms and the exclusive rights and remedies thereunder, please visit Mini-Circuits' website at www.minicircuits.com/MCLStore/terms.jsp.

Typical Performance Data/Curves

ZHL-3A+ ZHL-3A

FREQUENCY (MHz)	GAIN (dB)			DIRECTIVITY (dB)			VSWR (:1)		NOISE FIGURE (dB)	P _{OUT} at 1 dB COMPR. (dBm)
	23V	24V	24.5V	23V	24V	24.5V	IN	OUT		
0.40	24.85	24.87	24.88	12.80	12.80	12.90	1.14	1.63	—	31.24
0.80	25.06	25.08	25.10	12.50	12.40	12.50	1.18	1.63	—	31.65
2.60	25.10	25.13	25.15	12.50	12.40	12.30	1.20	1.63	—	31.74
7.80	25.10	25.14	25.15	12.40	12.40	12.40	1.21	1.64	—	32.08
23.90	25.17	25.21	25.21	12.50	12.40	12.40	1.27	1.66	5.11	32.17
54.10	25.38	25.41	25.43	12.50	12.50	12.40	1.45	1.68	5.21	31.97
65.60	25.45	25.48	25.50	12.50	12.40	12.40	1.51	1.70	5.22	31.74
77.10	25.46	25.50	25.51	12.50	12.40	12.40	1.55	1.69	5.25	31.98
84.80	25.45	25.49	25.51	12.50	12.40	12.40	1.55	1.69	5.29	31.77
92.50	25.43	25.46	25.49	12.50	12.50	12.40	1.53	1.69	5.33	31.76
104.00	25.43	25.47	25.48	12.40	12.40	12.40	1.48	1.69	5.42	31.53
115.50	25.39	25.42	25.44	12.30	12.20	12.30	1.35	1.72	5.57	31.73
127.00	25.36	25.39	25.40	12.00	12.10	12.10	1.20	1.75	5.84	31.61
138.50	25.29	25.32	25.33	11.90	12.00	11.90	1.03	1.77	6.27	31.78
150.00	25.08	25.11	25.12	12.00	12.00	12.00	1.36	1.67	6.88	31.01



For detailed performance specs & shopping online see web site

P.O. Box 350166, Brooklyn, New York 11235-0003 (718) 934-4500 Fax (718) 332-4661 The Design Engineers Search Engine Provides ACTUAL Data Instantly at minicircuits.com

IF/RF MICROWAVE COMPONENTS

Notes: 1. Performance and quality attributes and conditions not expressly stated in this specification sheet are intended to be excluded and do not form a part of this specification sheet. 2. Electrical specifications and performance data contained herein are based on Mini-Circuit's applicable established test performance criteria and measurement instructions. 3. The parts covered by this specification sheet are subject to Mini-Circuits standard limited warranty and terms and conditions (collectively, "Standard Terms"); Purchasers of this part are entitled to the rights and benefits contained therein. For a full statement of the Standard Terms and the exclusive rights and remedies thereunder, please visit Mini-Circuits' website at www.minicircuits.com/MCLStore/terms.jsp.